

# PENNSYLVANIA POLICE PURSUITS

2008

## ANNUAL REPORT



*Prepared by:  
Pennsylvania State Police  
Bureau of Research and Development*

## **Executive Summary**

The Pennsylvania Vehicle Code defines a pursuit as 'an active attempt by a police officer operating a motor vehicle to apprehend one or more occupants of a motor vehicle when the driver of the vehicle is resisting the apprehension by maintaining or increasing his speed or by ignoring the police officer's audible or visual signal to stop.' Since 1996, the Vehicle Code has required police departments in Pennsylvania to make a record of all vehicle pursuits and to report them to the Pennsylvania State Police. The pursuit data contained in this report is updated every 30 days and does not become final until January 31 of the next calendar year.

Police officers in Pennsylvania have reported a total of 1,809 pursuits. The following are noteworthy statistics taken from this report:

9 individuals were killed as a result of pursuit crashes. Of the 9 fatalities, 8 were to violators; 0 were to uninvolved persons; and 1 police officer.

603 pursuits have resulted in a total of 808 crashes (more than one crash may occur during a single pursuit), with 212 of the pursuits resulting in injury to the violator, police, or uninvolved persons.

71.92 percent of pursuits resulted in the apprehension of one or more violators. 57.99 percent of the apprehensions were accomplished using a trailing pursuit, the least forceful technique.

Disclaimer: Due to the fact that this report is computer generated and continuously being updated with pursuit statistics, verb agreement and/or grammatical errors may exist throughout the document. However, the statistical data contained within the report is accurate.

## **Pursuit Factor Analysis**

Pursuit factors listed in this section were compiled and analyzed from data obtained from the Pennsylvania Police Pursuit Reporting System. These factors were comprehensively analyzed by combining pursuit reports from municipal police departments and the Pennsylvania State Police.

Due to the lack of a national pursuit database, and because law enforcement agencies maintain different reporting procedures, there is little comparative information available that can be used for serious analytical research regarding pursuits. However, several independent studies revealed similar results as Pennsylvania in the analysis of certain pursuit factors such as apprehension, collision, and fatality rates.

Pursuit factor data for the year 2008 is provided below. Previous year data is provided for comparison in Appendix A. Five-year trend analysis is contained in Appendix C.

### **Reason Initiated**

The most common reason, 50.30%, for a pursuit to be initiated was for Other Traffic Offenses, such as exceeding the maximum speed limit, stop signs and yield signs, etc. (Appendix A, Fig. 1).

Felony Criminal Offenses, accounted for the second highest cause, 14.37%, of initiated pursuits, while 13.21% of pursuits originated due to DUI or Suspected DUI Operator (Appendix A, Fig. 1).

## **Apprehension**

This pursuit factor was designed to identify the number of pursuits that resulted in a violator's arrest. Furthermore, if a violator was not arrested, this factor serves to determine why an arrest was not made.

More than half of the pursuits, 61.97%, ended with an apprehension during the pursuit. In addition, 9.95% of pursuits resulted in a delayed apprehension. By combining 'during' and 'delayed' apprehensions, approximately 71.92% of all pursuits resulted in an arrest (Appendix A, Fig. 2).

## **Reason Terminated**

This pursuit factor categorizes the reasons why pursuits were terminated or what factors caused a pursuit to end.

Of the 1,809 pursuits, 26.70% were discontinued by the police. Pursuits were discontinued for a number of reasons, including officer/supervisor decision to end the pursuit, the violator eluded the police, etc. (Appendix A, Fig. 3).

27.75% of pursuits were ended because the violator Stopped Voluntarily. Stopped by Collision accounted for 19.35% of all terminated pursuits (Appendix A, Fig. 3).

## **Crash Type**

66.67% of the reported pursuits ended without a collision. Of the 1,809 total pursuits, 603 resulted in a total of 808 crashes. The following is a breakdown of the types of crashes that were reported (Appendix A, Fig. 4).

Violator Crash	406
Police Crash	37
Uninvolved Crash	20
Violator/Police Crash	57
Violator/Uninvolved Unoccupied Crash	152
Violator/Police Deliberate Intent	53
Violator/Uninvolved Deliberate Intent	13
Police/Violator Legal Intervention	42
Uninvolved/Police Crash	10

## **Ending Apprehension**

This pursuit factor measures what apprehension techniques police utilized to end a pursuit. Over half of all pursuits ended as a result of a trailing pursuit. Pursuit data analysis reveals that police utilized minimum or no force in the majority of pursuits (Appendix A, Fig. 5).

## **Violators Arrested**

The majority of pursuits ended with the apprehension of the fleeing violator. Of the reported pursuits, 64.23% involved the arrest of one offender, 13.05% involved the arrest of multiple violators (Appendix A, Fig. 6).

## **Type of Police Vehicle**

83.47% of the pursuits involved marked police vehicle(s) only; 6.52% involved unmarked police vehicle(s) only; and 10.01% utilized both marked and unmarked vehicles (Appendix A, Fig. 7).

## **Type of Vehicle Pursued**

Pursuit analysis indicates that 60.86% of police pursuits involved automobiles, 11.11% involved motorcycles, and 24.82% involved vans/pick-ups or sport-utility vehicles (Appendix A, Fig. 8).

## **Number of Injuries**

Of the 1,809 initiated pursuits, 212 or 11.72% have resulted in some form of injury. Of the 212 pursuits with injuries, 161 (75.94%) involved injuries to the violator(s), 49 (23.11%) to police, and 38 (17.92%) to uninvolved persons (Appendix A, Fig. 9).

## **Number of Fatalities**

9 deaths have occurred during police pursuits. A breakdown of the fatalities is as follows: 8 violator death(s), 0 uninvolved person death(s), and 1 police officer death(s) (Appendix A, Fig. 10).

## **Property Damage**


Violators have incurred approximately \$650.84 in property damage per pursuit; police have incurred \$253.37 in damage per pursuit; uninvolved persons have incurred an estimated \$335.21 of property damage per pursuit (Appendix A, Fig. 11).

## Nonpursuit-Related Offenses

Nonpursuit-related offenses represent those violations which did not occur during the pursuit, but occurred prior to the encounter, during initiation, or at the apprehension stage of the pursuit. Nonpursuit-related Vehicle Code violations occurred in 81.76% of the reported pursuits; nonpursuit-related Crimes Code in 42.18%; and nonpursuit-related Act 64 offenses occurred in 19.51% of pursuits (Appendix A, Fig. 12).

Vehicle Code violations were heavily concentrated in Chapters 15 and 38. Violations primarily consisted of the following offenses: (Appendix A, Fig. 14)

### Chapter 15

-  Drivers Required to be Licensed
-  Driving While Operating Privilege is Suspended or Revoked



### Chapter 38

-  Driving Under Influence of Alcohol or Controlled Substance

Crimes Code violations were heavily concentrated in Chapter 39 of the Pennsylvania Crimes Code. Chapter 39 violations primarily consisted of the following offenses: (Appendix A, Fig. 15).

-  Theft by Unlawful Taking or Disposition
-  Receiving Stolen Property
-  Unauthorized Use of Automobiles and Other Vehicles

Controlled substance violations were heavily concentrated in section CS13(a)16 and CS13(a)32. These sections are comprised of the the following offenses: (Appendix A, Fig. 16).

-  CS13(a)16 Possession of a Controlled Substance
-  CS13(a)32 Possession of Paraphernalia

## Pursuit-Related Offenses

Pursuit-related offenses represent those violations committed during the course of a pursuit (Appendix A, Fig. 13).

Pursuit-related Vehicle Code offenses were primarily comprised of Chapter 33 violations. Chapter 33 violations encompass the following offenses: (Appendix A, Fig. 17).

- ☛ Driving on Right Side of Roadway
- ☛ Limitations on Driving on Left Side of Roadway
- ☛ No-Passing Zones
- ☛ One-way Roadways and Rotary Traffic Islands
- ☛ Driving on Roadways Laned for Traffic
- ☛ Stop Signs and Yield Signs
- ☛ Duty of Driver on Approach of Emergency Vehicle
- ☛ Turning Movements and Required Signals
- ☛ Driving Vehicle at Safe Speed
- ☛ Maximum Speed Limits

Pursuit-related Crimes Code offenses were primarily comprised of Chapter 27 violations. Chapter 27 violation(s) consist of the following offenses: (Appendix A, Fig. 18).

- ☛ Simple Assault
- ☛ Aggravated Assault
- ☛ Recklessly Endangering Another Person

## **Cross Tabulation Analysis**

This section analyzes pursuit factors in relation to one another, providing greater insight into the dynamics of police pursuits.

### **Apprehension - Type of Vehicle Pursued**

Most fleeing vehicles are apprehended during police pursuits. Apprehension rates, consisting of 'during' and 'delayed' apprehensions for the different types of vehicles pursued are as follows: automobiles, 72.21%; motorcycles, 61.19%; vans/pick-ups/sport-utility vehicles 77.06%; other vehicles (example: all-terrain vehicles), 63.79%; and truck-tractor/semitrailers, .00% (Appendix B, Fig. 19).

### **Crash - Type of Vehicle Pursued**

The majority of reported pursuits, 66.67%, did not involve collision. 64.76% of pursued automobiles, 77.61% of pursued motorcycles, and 63.92% of pursued vans/pick-ups/sport-utility vehicles were not involved in crashes (Appendix B, Fig. 20).

### **Reason Terminated - Type of Vehicle Pursued**

26.70% of police pursuits were discontinued by the officer(s) involved. In analyzing the reasons why a pursuit was discontinued with respect to the type of vehicle pursued, it was discovered that the greatest percentage of discontinued pursuits, 43.28%, involved Motorcycle (Appendix B, Fig. 21).

### **Reason Initiated - Apprehension**

Pursuits initiated because of a DUI or suspected DUI operator have resulted in an arrest 81.17% of the time. Apprehension rates for pursuits initiated for felony criminal, misdemeanor criminal, traffic violations stolen or suspected stolen, and summary offenses ranged from 63.49% to 72.31% (Appendix B, Fig. 22).

### **Reason Initiated - Crash**

This comparison examines the likelihood of pursuit-related crashes based upon the reason why a pursuit was initiated. A crash occurred in 31.31% of pursuits initiated for summary traffic offenses. The remaining 'reason initiated' categories had the following prevalence of collisions: summary criminal, 26.53%; misdemeanor criminal, 35.04%; DUI or suspected DUI 38.04%; stolen or suspected stolen, 57.35%; felony criminal, 57.59% (Appendix B, Fig. 23).



## **Conclusion**

In recent years, few areas of police work have raised as much public concerns as police pursuits. The basic dilemma associated with high-speed police pursuit of fleeing individuals is deciding whether the benefits of potential apprehension outweigh the risks to police officers, the public, and the violator(s).

The detailed analysis in this report can be used to help identify both positive and negative factors influencing the outcome of vehicular pursuits, validate or refute the merits of pursuit policies and apprehension techniques, and to recognize training successes and deficiencies. It is intended that the statistics gathered will enable police departments throughout the Commonwealth to enhance the safety of their officers and the public they serve.

# **APPENDIX A**

## **PURSUIT FACTOR ANALYSIS**

# State of Pennsylvania

REASON INITIATED	2008		2007	
	N	%	N	%
DUI or Suspected DUI Operator	239	13.21%	234	12.12%
Felony Criminal Offenses	260	14.37%	289	14.97%
Misdemeanor Criminal Offenses	126	6.97%	122	6.32%
Other Traffic Offenses	910	50.30%	943	48.83%
Stolen or Suspected Stolen Vehicle	227	12.55%	296	15.33%
Summary Criminal Offenses	47	2.60%	47	2.43%

**Figure #1**




## Pursuit Report

# State of Pennsylvania

APPREHENSION	2008		2007	
	N	%	N	%
Apprehended During Pursuit (Incl. on Foot)	1,121	61.97%	1,211	62.71%
Delayed - After Termination	180	9.95%	176	9.11%
None - Decision Made to Terminate	181	10.01%	210	10.88%
None - Stopped, but Escaped on Foot	138	7.63%	119	6.16%
None - Violator Successfully Eluded Police	189	10.45%	215	11.13%

**Figure #2**



## Pursuit Report

# State of Pennsylvania

REASON TERMINATED	2008		2007	
	N	%	N	%
Violator Abandoned Vehicle	220	12.16%	213	11.03%
Crash/Collision (All)	350	19.35%	361	18.70%
Discontinued	483	26.70%	519	26.88%
Other Police Action/Induced	116	6.41%	113	5.85%
Police Vehicle Disabled	9	.50%	8	.41%
Violator Vehicle Disabled	129	7.13%	146	7.56%
Voluntary Stop	502	27.75%	571	29.57%

**Figure #3**



## Pursuit Report

# State of Pennsylvania

CRASH TYPE	2008		2007	
	N	%	N	%
Pursuits Without Crashes	1,206	66.67%	1,279	66.24%
Pursuits With Crashes	603	33.33%	652	33.76%
Police/Tire Deflation Deployment Crash	2	0.25%	1	0.12%
Uninvolved/Tire Deflation Deployment Crash	2	0.25%	2	0.24%
Violator/Tire Deflation Deployment Crash	14	1.73%	8	0.95%
Violator Crash	406	50.25%	453	53.74%
Police Crash	37	4.58%	41	4.86%
Uninvolved Crash	20	2.48%	16	1.90%
Violator/Police Crash	57	7.05%	70	8.30%
Violator/Uninvolved Crashes	152	18.81%	168	19.93%
Violator/Police Deliberate Intent	53	6.56%	31	3.68%
Violator/Uninvolved Deliberate Intent	13	1.61%	5	0.59%
Police/Violator Legal Intervention	42	5.20%	39	4.63%
Uninvolved/Police Crash	10	1.24%	9	1.07%
<b>Total Crashes: *</b>	<b>808</b>		<b>843</b>	

**Figure #4**

\* Multiple crashes may occur during a single pursuit.

# Pursuit Report

# State of Pennsylvania

ENDING APPREHENSION	2008		2007	
	N	%	N	%
None	543	30.02%	595	30.81%
Trailing Pursuit	1,049	57.99%	1,132	58.62%
Other Induced Stop	75	4.15%	71	3.68%
Rolling Roadblock	36	1.99%	29	1.50%
Legal Intervention	36	1.99%	36	1.86%
Partial Roadblock	22	1.22%	27	1.40%
Tire Deflation Device	30	1.66%	21	1.09%
Total Roadblock	4	.22%	5	.26%
Firearms	7	.39%	6	.31%
Air Support	7	.39%	9	.47%

**Figure #5**

## Pursuit Report

# State of Pennsylvania

VIOLATORS ARRESTED/PURSUIT	2008		2007	
	N	%	N	%
Zero Arrested	411	22.72%	426	22.06%
One Arrested	1,162	64.23%	1,236	64.01%
Two Arrested	168	9.29%	209	10.82%
Three Arrested	51	2.82%	42	2.18%
Four Arrested	12	.66%	14	.73%
Five Or More Arrested	5	.28%	4	.21%
<b>Pursuits With Arrests :</b>	<b>1,398</b>	<b>77.28%</b>	<b>1,505</b>	<b>77.95%</b>

Figure #6




## Pursuit Report



# State of Pennsylvania

TYPE OF POLICE VEHICLE	2008		2007	
	N	%	N	%
Marked And Unmarked	181	10.01%	176	9.11%
Marked	1,510	83.47%	1,635	84.67%
Unmarked	118	6.52%	120	6.21%

**Figure #7**




## Pursuit Report

# State of Pennsylvania

TYPE OF VEHICLE PURSUED	2008		2007	
	N	%	N	%
Automobile	1,101	60.86%	1,235	63.96%
Motorcycle	201	11.11%	184	9.53%
Other	58	3.21%	56	2.90%
TT or TT/STLR			2	.10%
Van/Pickup/SUV	449	24.82%	454	23.51%

**Figure #8**




## Pursuit Report

# State of Pennsylvania

NUMBER PURSUITS WITH INJURIES	2008		2007	
	N	%	N	%
Pursuits With Injuries	212	11.72%	218	11.29%
Pursuits Without Injuries	1,597	88.28%	1,713	88.71%
Violator Injuries	161	75.94%	173	79.36%
Police Injuries	49	23.11%	35	16.06%
Uninvolved Injuries	38	17.92%	40	18.35%

**Figure #9**




## Pursuit Report

# State of Pennsylvania

NUMBER OF PURSUITS WITH FATALITIES	2008		2007	
	N	%	N	%
Pursuits With Fatalities	9	.50%	13	.67%
Pursuits Without Fatalities	1,800	99.50%	1,918	99.33%
Violator Fatalities	8	88.89%	13	100.00%
Police Fatalities	1	11.11%	0	0
<b>Total Fatalities:</b>	<b>9</b>	<b>100.00%</b>	<b>13</b>	<b>100.00%</b>

Figure #10



## Pursuit Report

# State of Pennsylvania

	2008	2007
<b>PROPERTY DAMAGE TOTALS</b>		
Violator Damage	\$1,177,368.00	\$1,433,854.00
Police Damage	\$458,353.00	\$408,890.00
Uninvolved Damage	\$606,386.00	\$810,753.00

Damage Rate Per Pursuit:

Violator Damage	\$650.84	\$742.54
Police Damage	\$253.37	\$211.75
Uninvolved Damage	\$335.21	\$419.86


**Figure #11**

## Pursuit Report

# State of Pennsylvania

	2008	2007
TYPES OF NONPURSUIT-RELATED OFFENSES	Pursuits	Pursuits
Crimes Code	763	888
Vehicle Code	1,479	1,463
Controlled Substance	353	371

Figure #12




## Pursuit Report

# State of Pennsylvania

	2008	2007
TYPES OF PURSUIT-RELATED OFFENSES	Offenses	Offenses
Crimes Code	1,202	1,196
Vehicle Code	6,935	7,211

**Figure #13**



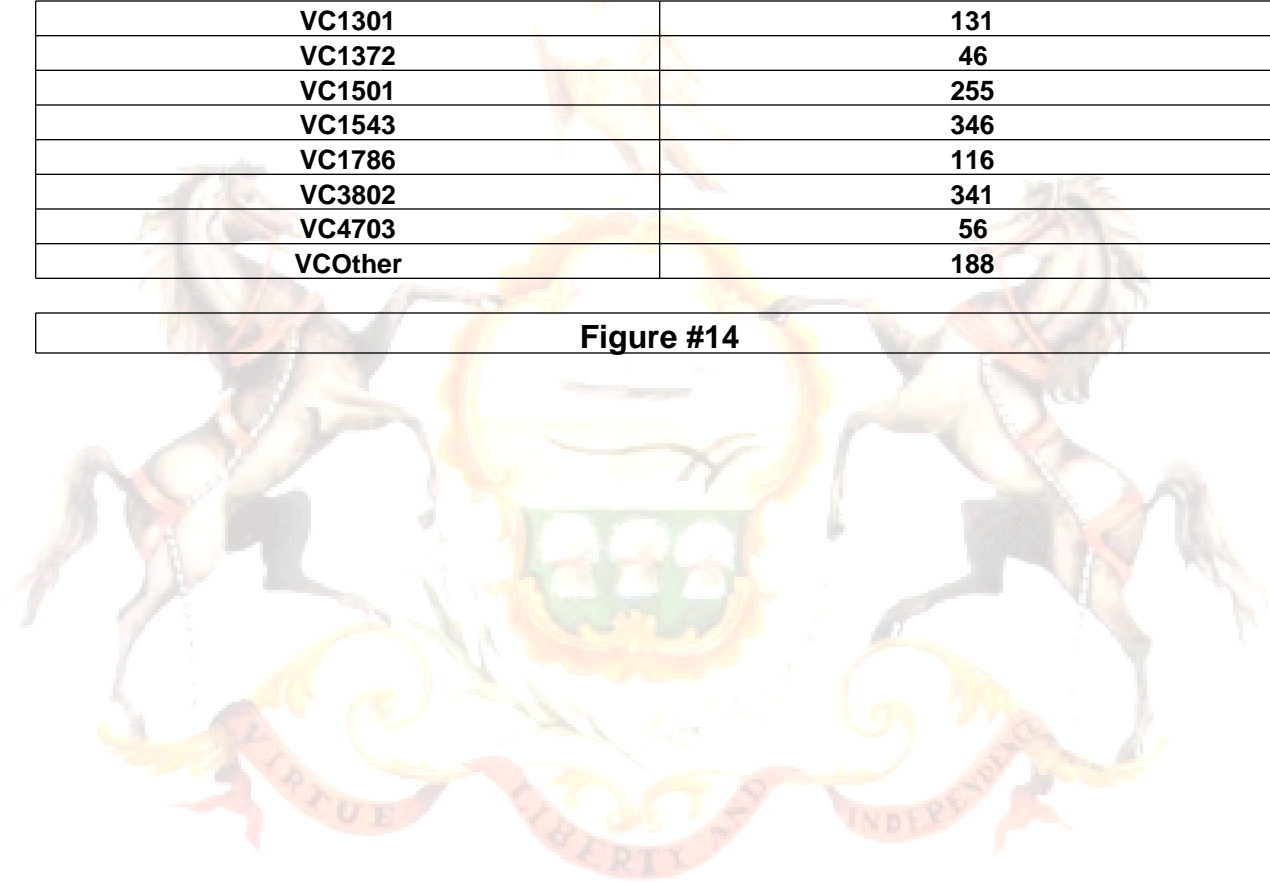
## Pursuit Report

# State of Pennsylvania

## TYPES OF NONPURSUIT-RELATED VEHICLE CODE OFFENSES \*

VC1301	131
VC1372	46
VC1501	255
VC1543	346
VC1786	116
VC3802	341
VC4703	56
VCOther	188

Figure #14



# Pursuit Report

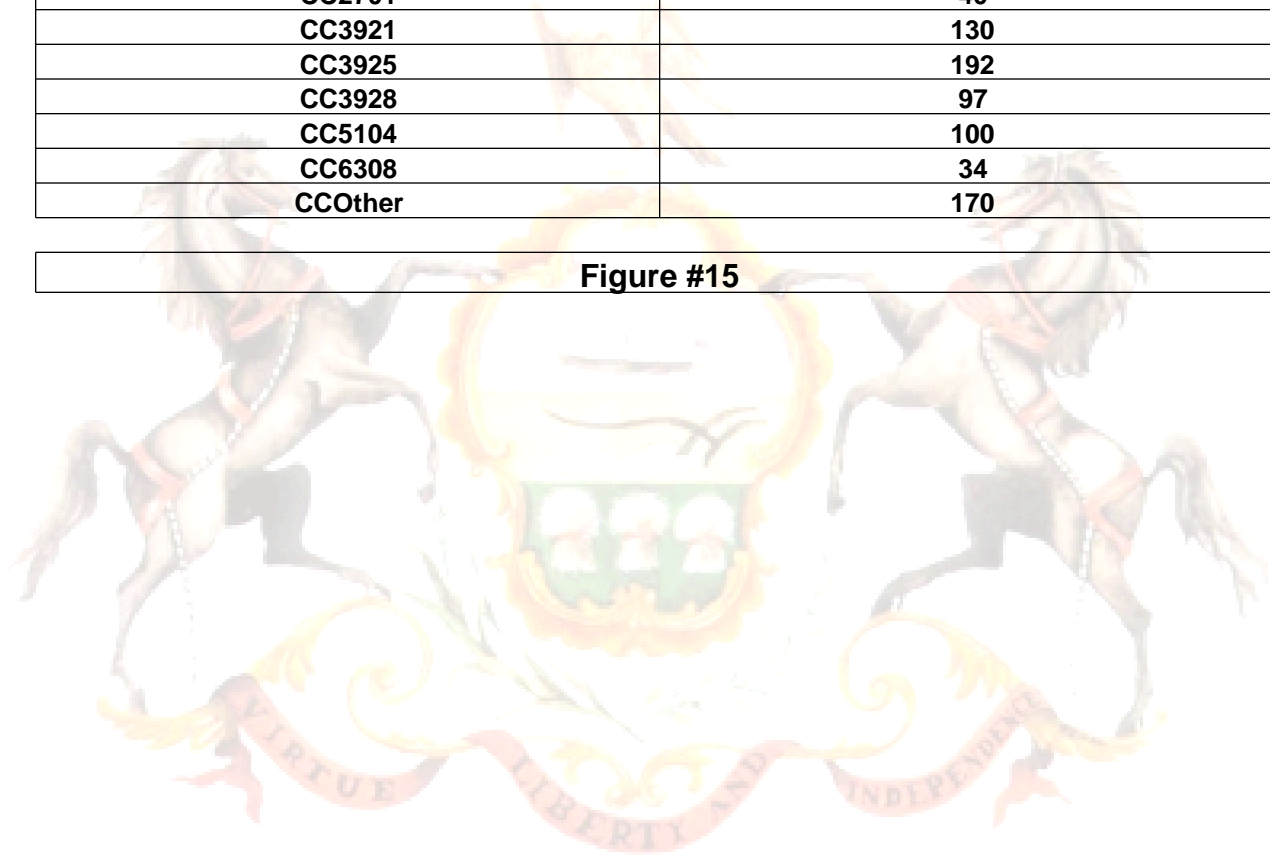


# State of Pennsylvania

## TYPES OF NONPURSUIT-RELATED CRIMES CODE OFFENSES\*

CC2701	40
CC3921	130
CC3925	192
CC3928	97
CC5104	100
CC6308	34
CCOther	170

Figure #15




# Pursuit Report

# State of Pennsylvania

## TYPES OF NONPURSUIT-RELATED CONTROLLED SUBSTANCE OFFENSES \*

CS13(a)00	13
CS13(a)16	110
CS13(a)30	65
CS13(a)31	85
CS13(a)32	75
CSOther	5

Figure #16



# Pursuit Report

# State of Pennsylvania

## TYPES OF PURSUIT-RELATED VEHICLE CODE OFFENSES\*

VC3111	222
VC3112	461
VC3301	186
VC3306	92
VC3307	113
VC3308	96
VC3309	218
VC3323	665
VC3325	133
VC3334	312
VC3361	500
VC3362	297
VC3714	575
VC3717	43
VC3732	5
VC3733	1,429
VC3734	99
VC3735	2
VC3735.1	20
VC3736	972
VC3743	114
VC3745	126
VCOther	255

Figure #17

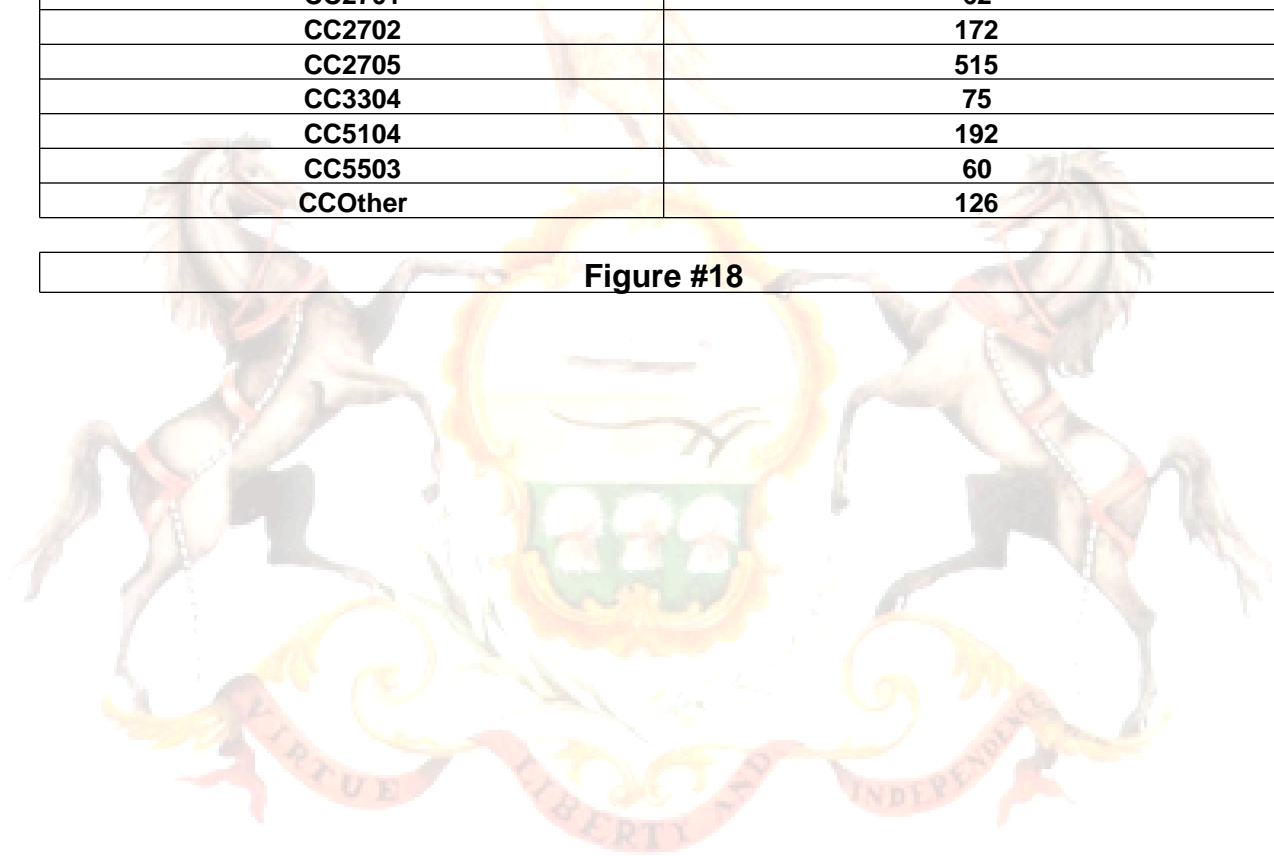
# Pursuit Report

# State of Pennsylvania

## TYPES OF PURSUIT-RELATED CRIMES CODE OFFENSES\*

CC2701	62
CC2702	172
CC2705	515
CC3304	75
CC5104	192
CC5503	60
CCOther	126

Figure #18



# Pursuit Report

**APPENDIX B**

**CROSS TABULATION  
ANALYSIS**

# State of Pennsylvania

## APPREHENSION - TYPE OF VEHICLE PURSUED

	AUTO	MC	OTHER	VAN-PU-SUV
Delayed	98	28	7	47
During	697	95	30	299
Escaped On Foot	101	5	0	32
Eluded	100	41	11	37
Terminated	105	32	10	34
TOTALS	1,101	201	58	449

Figure #19




# Pursuit Report

# State of Pennsylvania

## CRASH - TYPE OF VEHICLE PURSUED

	AUTO	MC	OTHER	VAN-PU-SUV
None	713	156	50	287
Crashes	388	45	8	162
TOTALS	1,101	201	58	449

Figure #20



# Pursuit Report

# State of Pennsylvania

## REASON TERMINATED - TYPE OF VEHICLE PURSUED

	AUTO	MC	OTHER	VAN-PU-SUV
Abandoned	147	8	6	59
Stopped by Collision	222	31	3	81
Discontinued	272	87	22	102
Induced Stop	64	10	2	40
Police Vehicle Disabled	5	0	1	3
Violator Vehicle Disabled	79	11	6	33
Stopped Voluntarily	306	51	16	129
Police Crash	6	3	2	2
TOTALS	1,101	201	58	449

Figure #21

# Pursuit Report



# State of Pennsylvania

## REASON INITIATED - APPREHENSION

	Delayed	During	Escaped	Eluded	Terminated
DUI or Suspected DUI Operator	21	173	13	14	18
Felony Criminal Offenses	23	158	26	30	23
Misdemeanor Criminal Offenses	13	67	17	12	17
Other Traffic Offenses	103	555	64	103	85
Stolen or Suspected Stolen Vehicle	16	139	17	26	29
Summary Criminal Offenses	4	29	1	4	9
TOTALS	180	1,121	138	189	181

Figure #22



# Pursuit Report

# State of Pennsylvania

## REASON INITIATED - CRASH

	No Crashes	Crashes
DUI or Suspected DUI Operator	158	97
Felony Criminal Offenses	137	186
Misdemeanor Criminal Offenses	89	48
Other Traffic Offenses	667	304
Stolen or Suspected Stolen Vehicle	119	160
Summary Criminal Offenses	36	13
<b>TOTAL</b>	<b>1,206</b>	<b>808</b>

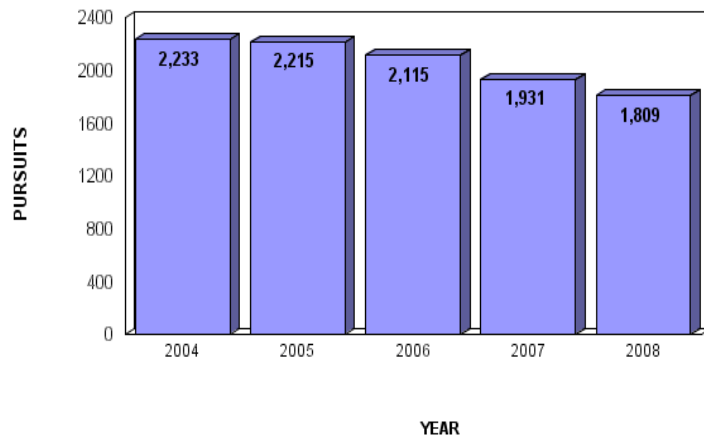
Figure #23

# Pursuit Report

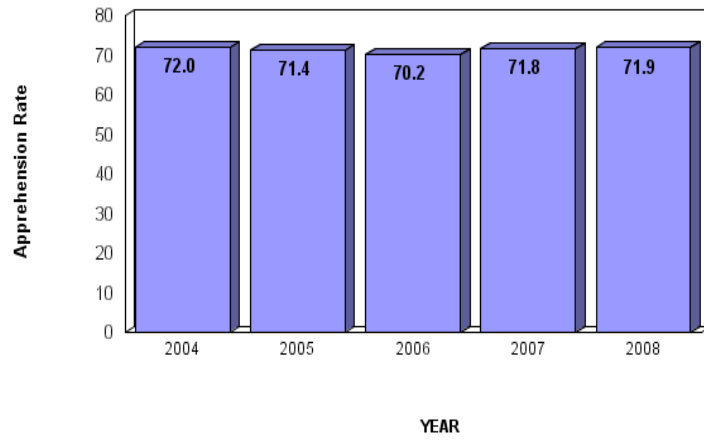
# **APPENDIX C**

## **5 YEAR TREND ANALYSIS**

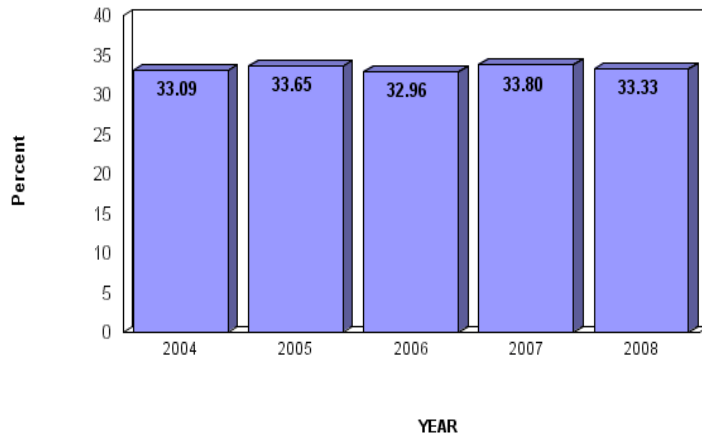
### Trends Total Pursuits



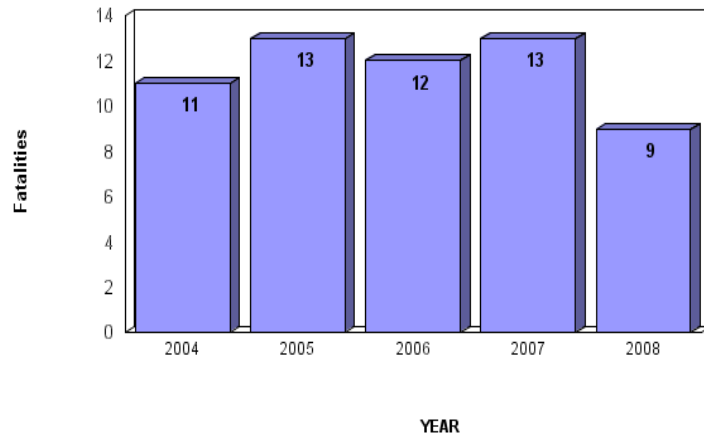
### Trends Apprehension Rates



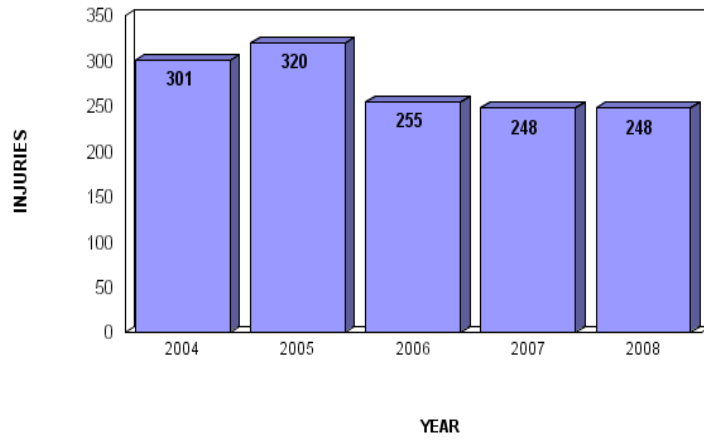
### Trends Crash Rates



### Trends Total Fatalities



### Trends Total Injuries





**APPENDIX D**

**DEFINITIONS**

## **APPENDIX D DEFINITIONS**

The following terms and definitions were utilized in the Pennsylvania Police Pursuit Report Annual Compilation and Analysis.

For the purpose of this report, these phrases will have the following meanings:

1. **REASONS INITIATED:** Offense or suspected offense for which the officer initially decided to pursue the vehicle.
  - A. **DUI OR SUSPECTED DUI** – The driver was known to be or suspected of driving under the influence.
  - B. **OTHER TRAFFIC** – Any other traffic violation.
  - C. **SUMMARY CRIMINAL** – Any known or suspected summary criminal offense.
  - D. **MISDEMEANOR CRIMINAL** – Any known or suspected misdemeanor offense.
  - E. **FELONY CRIMINAL** - Any known or suspected felony criminal offense, except those relating to the vehicle to be or suspected of being stolen.
  - F. **STOLEN OR SUSPECTED** – The vehicle is known to or suspected stolen.
  
2. **TYPE VEHICLE PURSUED:**
  - A. **AUTOMOBILE** – Passenger cars and minivans, regardless of the manner in which they are registered.
  - B. **VAN/PICK-UP/SUV** – Full size vans, all pick-up trucks, and sport utility vehicles, even though they may be registered as station wagons.
  - C. **MOTORCYCLE** – All two-wheeled motorcycles, mopeds, motor-driven pedalcycles.
  - D. **OTHER** – All other vehicles.
  
3. **APPREHENSION:**
  - A. **NONE – VIOLATOR SUCCESSFULLY ELUDED**

- B. **POLICE** – Self-explanatory.
- C. **NONE – DECISION MADE TO TERMINATE** – The pursuit was terminated due to a decision made by the pursuing officer(s) or by their supervisor(s), even though the officer(s) was able to continue the pursuit.
- D. **NONE – STOPPED, BUT ESCAPED ON FOOT** – The violator vehicle was stopped, but the violator escaped on foot.
- E. **APPREHENDED DURING PURSUIT** – The violator was apprehended during the pursuit. This includes during any foot pursuit or search as an immediate continuation of the original pursuit.
- F. **DELAYED – AFTER TERMINATION OF PURSUIT** – The violator is apprehended after the pursuit is terminated. This includes cases in which the violator is identified through investigation, or in cases when the violator is identified during the pursuit and the decision is made to terminate. The violator is then apprehended at a later time.

4. **REASON TERMINATED:**

- A. **PURSUIT DISCONTINUED** – Self-explanatory.
- B. **POLICE CRASH** – The pursuit was terminated because the pursuing police vehicle was involved in a crash.
- C. **POLICE VEHICLE DISABLED** – The pursuit was terminated because the pursuing police vehicle suffered a mechanical failure other than that caused by a crash.
- D. **VIOLATOR STOPPED VOLUNTARILY** – The violator stopped voluntarily, without the use of road spikes, roadblocks, induced stops or other apprehension techniques, and surrendered.
- E. **VIOLATOR ABANDONED VEHICLE** – The violator stopped voluntarily, then fled on foot.

- F. **VIOLATOR STOPPED CRASH** - The violator was involved in a crash which ended the pursuit.
- G. **VIOLATOR VEHICLE DISABLED** – The pursuit was terminated because the violator vehicle suffered mechanical failure other than that caused by a crash, or other police action.
- H. **STOPPED BY OTHER POLICE ACTION** – The violator was stopped by apprehension techniques other than trailing pursuit.

5. **CRASH TYPE:**

- A. **NO CRASH** – Self-explanatory.
- B. **VIOLATOR CRASH** – A crash involving only the violator vehicle.
- C. **POLICE CRASH** – A crash involving only a pursuing police vehicle.
- D. **UNINVOLVED CRASH** – A crash involving only a vehicle(s) not involved in the pursuit, and the crash is a result of the actions of either the violator or police vehicle(s).
- E. **VIOLATOR – POLICE CRASH** – A crash involving the violator and pursuing police vehicle(s).
- F. **VIOLATOR – UNINVOLVED CRASH** – A crash involving the violator vehicle and an occupied vehicle not involved in the pursuit.
- G. **UNINVOLVED – POLICE CRASH** – A crash involving an occupied vehicle not involved in the pursuit and a pursuing police vehicle.
- H. **VIOLATOR – POLICE DEL. INT. (Deliberate Intent)**- Violator vehicle was deliberately driven into a police vehicle.
- I. **VIOLATOR – UNINVOLVED DEL. INT. (Deliberate Intent)** – Violator vehicle was deliberately driven into an uninvolved vehicle.

- J. **POLICE – VIOLATOR LEGAL INT. (Legal Intervention)** – Police vehicle was deliberately driven into the violator vehicle as an act of legal intervention.
6. **APPREHENSION TECHNIQUES:**
- A. **TRAILING PURSUIT** – Following a violator in an attempt to stop it.
  - B. **ROAD SPIKES/TIRE DEFLATION DEVICE** – Road Fangs, Spike Strips, Stop Sticks, or other devices used to deflate the tires of a pursued vehicle.
  - C. **PARTIAL ROADBLOCK** – A roadblock intended to stop or slow the pursued vehicle while allowing the vehicle to pass through or around the roadblock.
  - D. **TOTAL ROADBLOCK** – A roadblock which completely blocks the pursued vehicle's path, preventing the vehicle from passing through or around the roadblock without striking the roadblock.
  - E. **ROLLING ROADBLOCK** - One or more police vehicles being driven in front of, and in the same direction as, the pursued vehicle. The police vehicles are then slowed to force the pursued vehicle to stop.
  - F. **OTHER INDUCED STOP** – One or more police vehicles being used to force the pursued vehicle to stop. For the purpose of this report, in an induced stop, there is no attempt to make contact with the pursued vehicle.
  - G. **LEGAL INTERVENTION** – For the purpose of this report, deliberately driving a police vehicle into the violator vehicle in an attempt to stop the vehicle.
  - H. **FIREARMS** – Firearms or long guns discharged at the pursued vehicle or driver.
  - I. **AIR SUPPORT** – Assistance in pursuit is provided by any type of aircraft.
7. **NONPURSUIT-RELATED CHARGES:** Charges filed against the operator and occupants of the pursued vehicle which are not a result of their conduct during the pursuit.

8. **CC:** Pennsylvania Crimes Code (Title 18)
9. **CS:** The Controlled Substance, Drug, Device, and Cosmetic Act (Act 64)
10. **FW:** Fireworks Law
11. **GM:** Game Law
12. **LL:** Liquor Law
13. **VC:** Pennsylvania Vehicle Code (Title 75)
14. **PURSUIT-RELATED CHARGES:** Charges relating to the violator's operation of the pursued vehicle during the pursuit.
15. **OTHER PURSUIT-RELATED CHARGES:** Additional charges relating to the violator's operation of the pursued vehicle during the pursuit.
16. **HIGHWAY:** Type of highway on which the pursuit started, traveled on during the pursuit, and on which the pursuit ended.
17. **MARKED VEHICLES DIRECTLY INVOLVED:** The total number of marked police vehicles directly involved in the pursuit.
18. **UNMARKED VEHICLES DIRECTLY INVOLVED:** The total number of unmarked police vehicles directly involved in the pursuit.
19. **INJURIES:**
  - A. **VIOLATOR** – Total number of persons in the violator vehicle who received nonfatal injuries resulting from vehicular operation during the pursuit.
  - B. **POLICE** – Total number of persons in police vehicle(s) who received nonfatal injuries resulting from vehicular operation during the pursuit.

- C. **UNINVOLVED** – Total number of uninvolved persons who received nonfatal injuries resulting from vehicular operation during the pursuit.
20. **FATALITY:** The person died as a result of injuries sustained in the pursuit collision.
- A. **VIOLATOR** – Total number of persons in the violator vehicle(s) who died as a direct result of vehicular operation during the pursuit.
  - B. **POLICE** – Total number of persons in the police vehicle(s) who died as a result of vehicular operation during the pursuit.
  - C. **UNINVOLVED** – Total number of uninvolved persons who died as a direct result of vehicular operation during the pursuit.
21. **PROPERTY DAMAGE:** Estimated amount of property damage, in hundreds, to violator vehicle(s), police vehicle(s), and uninvolved property resulting from the pursuit.
22. **PERSONS IN PURSUED VEHICLE ARRESTED** – Self-explanatory.

**23. RELATED CRIMES CODE VIOLATIONS:**

<b>CC09:</b>		4105	Bad Checks
	0901		Criminal Attempt
	0903	<b>CC43:</b>	4303 Concealing Death of Child
	0907		4304 Endangering Welfare of Children
			Crime
	0908	<b>CC49:</b>	4904 Unsworn Falsification to Authorities
			4906 False Reports to Law Enforcement Authorities
			Weapons
<b>CC25:</b>			
	2501		Criminal Homicide
	2502		Murder
	2504		Involuntary Manslaughter
<b>CC27:</b>		<b>CC51:</b>	
	2701		5104 Resisting Arrest or Other Law Enforcement
	2702		5105 Hindering Apprehension or Prosecution
	2705		5121 Escape
			5126 Flight to Avoid Apprehension, Trial or Punishment
	2706		Terroristic Threats
	2709		Harassment and Stalking
<b>CC29:</b>		<b>CC55:</b>	
	2901		5503 Disorderly Conduct
	2902		5505 Public Drunkenness and Similar Misconduct
<b>CC33:</b>		<b>CC61:</b>	
	3302		6103 Crimes Committed with Firearms
			6106 Firearms not to be Carried Without a License
	3303		Failure to Prevent Catastrophe
	3304		Criminal Mischief
	3309		Agricultural Vandalism
<b>CC35:</b>		<b>CC63:</b>	
	3502		6308: Purchase, Consumption, Possession or Transportation of Liquor or Malt or Brewed Beverages.
	3503		Criminal Trespass
<b>CC37:</b>			
	3701		Robbery
	3702		Robbery of Motor Vehicle
<b>CC39:</b>			
	3921		Theft by Unlawful Taking or Disposition
	3925		Receiving Stolen Property
	3926		Theft of Services
	3928		Unauthorized Use of Automobiles and Other Vehicles
	3929		Retail Theft
<b>CC41:</b>			
	4101		Forgery



**24. CONTROLLED SUBSTANCE VIOLATIONS:**

**CS13(a):**

- 13(a)16 Possession of a Controlled Substance
- 13(a)30 Possession with Intent to Deliver or manufacture of a Controlled Substance
- 13(a)31 Possession of a Small Amount of Marijuana
- 13(a)32 Possession of Paraphernalia

**25. VEHICLE CODE VIOLATIONS:**

**VC13:**

- 1301 Registration and Certificate of Title Required
- 1311 Registration Card to be Signed and Exhibited on Demand
- 1332 Display of Registration Plate
- 1371 Operation Following Suspension of Registration
- 1372 Unauthorized Transfer or Use of Registration

**VC15:**

- 1501 Drivers Required to be Licensed
- 1503 Persons Ineligible for Licensing; License Issuance to Minors; Junior Driver's License.
- 1504 Classes of Licenses
- 1505 Learners' Permits
- 1511 Carrying and Exhibiting Driver's License on Demand
- 1543 Driving While Operating Privilege is Suspended or Revoked
- 1575 Permitting Violation of Title

**VC17:**

- 1786 Required Financial Responsibility

**VC31:**

- 3102 Obedience to Authorized Persons Directing Traffic
- 3111 Obedience to Traffic-Control Devices
- 3112 Traffic-Control Signals
- 3114 Flashing Signals

**VC33:**

- 3301 Driving on Right Side of Roadway
- 3302 Meeting Vehicle Proceeding in Opposite Direction
- 3303 Overtaking Vehicle on the Left
- 3304 Overtaking Vehicle on the Right
- 3305 Limitations on Overtaking on the Left
- 3306 Limitations on Driving on Left Side of Roadway
- 3307 No-Passing Zones
- 3308 One-Way Roadways and Rotary Traffic Islands
- 3309 Driving on Roadways Laned for Traffic
- 3310 Following Too Closely
- 3311 Driving on Divided Highways
- 3312 Limited Access Highway Entrances and Exits
- 3322 Vehicle Turning Left
- 3323 Stop Signs and Yield Signs
- 3324 Vehicle Entering or Crossing Roadway
- 3325 Duty of Driver on Approach of Emergency Vehicle
- 3331 Required Position and Method of Turning
- 3334 Turning Movements and Required Signals
- 3361 Driving Vehicle at Safe Speed
- 3362 Maximum Speed Limits
- 3367 Racing on Highways

**VC35:**

- 3523 Operating Motorcycles on Roadways Laned for Traffic
- 3525 Protective Equipment for Motorcycle Riders
- 3546 Driving Through or Around Safety Zone

**VC37:**

- 3701 Unattended Motor Vehicle
- 3702 Limitations on Backing
- 3703 Driving Upon Sidewalk
- 3714 Careless Driving
- 3717 Trespass by Motor Vehicle
- 3732 Homicide by Vehicle
- 3733 Fleeing or Attempting to Elude Police Officer
- 3734 Driving without Lights to Avoid Identification or Arrest
- 3735 Homicide by Vehicle While DUI
- 3743 Accidents Involving Damage to Attended Vehicle or Property
- 3745 Accidents Involving Damage to Unattended Vehicle or Property

**VC38:**

- 3802 Driving Under Influence of Alcohol or Controlled Substance

**VC41:**

- 4107 Unlawful Activities

**VC47:**

- 4703 Operation of Vehicle Without Official Certificate of Inspection
- 4730 Violations of Use of Certificate of Inspection

**VC71:**

- 7122 Altered, Forged or Counterfeit Documents and Plates
- 7124 Fraudulent Use or Removal of Registration Plate

**VC77:**

- 7721 Operation on Streets and Highways