

PENNSYLVANIA POLICE PURSUITS

2007

ANNUAL REPORT



*Prepared by:
Pennsylvania State Police
Bureau of Research and Development*

Executive Summary

The Pennsylvania Vehicle Code defines a pursuit as 'an active attempt by a police officer operating a motor vehicle to apprehend one or more occupants of a motor vehicle when the driver of the vehicle is resisting the apprehension by maintaining or increasing his speed or by ignoring the police officer's audible or visual signal to stop.' Since 1996, the Vehicle Code has required police departments in Pennsylvania to make a record of all vehicle pursuits and to report them to the Pennsylvania State Police. The pursuit data contained in this report is updated every 30 days and does not become final until January 31 of the next calendar year.

Police officers in Pennsylvania have reported a total of 1,931 pursuits. The following are noteworthy statistics taken from this report:

13 individuals were killed as a result of pursuit crashes. Of the 13 fatalities, 13 were to violators; 0 were to uninvolved persons; and 0 police officer.

652 pursuits have resulted in a total of 843 crashes (more than one crash may occur during a single pursuit), with 218 of the pursuits resulting in injury to the violator, police, or uninvolved persons.

71.83 percent of pursuits resulted in the apprehension of one or more violators. 58.62 percent of the apprehensions were accomplished using a trailing pursuit, the least forceful technique.

Disclaimer: Due to the fact that this report is computer generated and continuously being updated with pursuit statistics, verb agreement and/or grammatical errors may exist throughout the document. However, the statistical data contained within the report is accurate.

Pursuit Factor Analysis

Pursuit factors listed in this section were compiled and analyzed from data obtained from the Pennsylvania Police Pursuit Reporting System. These factors were comprehensively analyzed by combining pursuit reports from municipal police departments and the Pennsylvania State Police.

Due to the lack of a national pursuit database, and because law enforcement agencies maintain different reporting procedures, there is little comparative information available that can be used for serious analytical research regarding pursuits. However, several independent studies revealed similar results as Pennsylvania in the analysis of certain pursuit factors such as apprehension, collision, and fatality rates.

Pursuit factor data for the year 2007 is provided below. Previous year data is provided for comparison in Appendix A. Five-year trend analysis is contained in Appendix C.
Pursuit Factor Analysis

Pursuit factors listed in this section were compiled and analyzed from data obtained from the Pennsylvania Police Pursuit Reporting System. These factors were comprehensively analyzed by combining pursuit reports from municipal police departments and the Pennsylvania State Police.

Due to the lack of a national pursuit database, and because law enforcement agencies maintain different reporting procedures, there is little comparative information available that can be used for serious analytical research regarding pursuits. However, several independent studies revealed similar results as Pennsylvania in the analysis of certain pursuit factors such as apprehension, collision, and fatality rates.

Pursuit factor data for the year 2007 is provided below. Previous year data is provided for comparison in Appendix A. Five-year trend analysis is contained in Appendix C.

Reason Initiated

The most common reason, 48.83%, for a pursuit to be initiated was for Other Traffic Offenses, such as exceeding the maximum speed limit, stop signs and yield signs, etc. (Appendix A, Fig. 1).

Stolen or Suspected Stolen Vehicle, accounted for the second highest cause, 15.33%, of initiated pursuits, while 14.97% of pursuits originated due to Felony Criminal Offenses (Appendix A, Fig. 1).

Apprehension

This pursuit factor was designed to identify the number of pursuits that resulted in a violator's arrest. Furthermore, if a violator was not arrested, this factor serves to determine why an arrest was not made.

More than half of the pursuits, 62.71%, ended with an apprehension during the pursuit. In addition, 9.11% of pursuits resulted in a delayed apprehension. By combining 'during' and 'delayed' apprehensions, approximately 71.82% of all pursuits resulted in an arrest (Appendix A, Fig. 2).

Reason Terminated

This pursuit factor categorizes the reasons why pursuits were terminated or what factors caused a pursuit to end.

Of the 1,931 pursuits, 26.88% were discontinued by the police. Pursuits were discontinued for a number of reasons, including officer/supervisor decision to end the pursuit, the violator eluded the police, etc. (Appendix A, Fig. 3).

29.57% of pursuits were ended because the violator Stopped Voluntarily. Stopped by Collision accounted for 18.70% of all terminated pursuits (Appendix A, Fig. 3).

Crash Type

66.24% of the reported pursuits ended without a collision. Of the 1,931 total pursuits, 652 resulted in a total of 843 crashes. The following is a breakdown of the types of crashes that were reported (Appendix A, Fig. 4).

- Violator Crash 453
- Police Crash 41
- Uninvolved Crash 16
- Violator/Police Crash 70
- Violator/Uninvolved Unoccupied Crash 168
- Violator/Police Deliberate Intent 31
- Violator/Uninvolved Deliberate Intent 5
- Police/Violator Legal Intervention 39
- Uninvolved/Police Crash 9

Ending Apprehension

This pursuit factor measures what apprehension techniques police utilized to end a pursuit. Over half of all pursuits ended as a result of a trailing pursuit. Pursuit data

analysis reveals that police utilized minimum or no force in the majority of pursuits (Appendix A, Fig. 5).

Violators Arrested

The majority of pursuits ended with the apprehension of the fleeing violator. Of the reported pursuits, 64.01% involved the arrest of one offender, 13.93% involved the arrest of multiple violators (Appendix A, Fig. 6).

Type of Police Vehicle

84.67% of the pursuits involved marked police vehicle(s) only; 6.21% involved unmarked police vehicle(s) only; and 9.11% utilized both marked and unmarked vehicles (Appendix A, Fig. 7).

Type of Vehicle Pursued

Pursuit analysis indicates that 63.96% of police pursuits involved automobiles, 9.53% involved motorcycles, and 23.51% involved vans/pick-ups or sport-utility vehicles (Appendix A, Fig. 8).

Number of Injuries

Of the 1,931 initiated pursuits, 218 or 11.29% have resulted in some form of injury. Of the 218 pursuits with injuries, 173 (79.36%) involved injuries to the violator(s), 35 (16.06%) to police, and 40 (18.35%) to uninvolved persons (Appendix A, Fig. 9).

Number of Fatalities

13 deaths have occurred during police pursuits. A breakdown of the fatalities is as follows: 13 violator death(s), 0 uninvolved person death(s), and 0 police officer death(s) (Appendix A, Fig. 10).

Property Damage


Violators have incurred approximately \$742.54 in property damage per pursuit; police have incurred \$211.75 in damage per pursuit; uninvolved persons have incurred an estimated \$419.86 of property damage per pursuit (Appendix A, Fig. 11).

Nonpursuit-Related Offenses

Nonpursuit-related offenses represent those violations which did not occur during the pursuit, but occurred prior to the encounter, during initiation, or at the apprehension stage of the pursuit. Nonpursuit-related Vehicle Code violations occurred in 75.76% of the reported pursuits; nonpursuit-related Crimes Code in 45.99%; and nonpursuit-related Act 64 offenses occurred in 19.21% of pursuits (Appendix A, Fig. 12).

Vehicle Code violations were heavily concentrated in Chapters 15 and 38. Violations primarily consisted of the following offenses: (Appendix A, Fig. 14)

Chapter 15

-  Drivers Required to be Licensed
-  Driving While Operating Privilege is Suspended or Revoked



Chapter 38

-  Driving Under Influence of Alcohol or Controlled Substance

Crimes Code violations were heavily concentrated in Chapter 39 of the Pennsylvania Crimes Code. Chapter 39 violations primarily consisted of the following offenses: (Appendix A, Fig. 15).

-  Theft by Unlawful Taking or Disposition
-  Receiving Stolen Property
-  Unauthorized Use of Automobiles and Other Vehicles

Controlled substance violations were heavily concentrated in section CS13(a)16 and CS13(a)32. These sections are comprised of the the following offenses: (Appendix A, Fig. 16).

-  CS13(a)16 Possession of a Controlled Substance
-  CS13(a)32 Possession of Paraphernalia

Pursuit-Related Offenses

Pursuit-related offenses represent those violations committed during the course of a pursuit (Appendix A, Fig. 13).

Pursuit-related Vehicle Code offenses were primarily comprised of Chapter 33 violations. Chapter 33 violations encompass the following offenses: (Appendix A, Fig. 17).

- ☛ Driving on Right Side of Roadway
- ☛ Limitations on Driving on Left Side of Roadway
- ☛ No-Passing Zones
- ☛ One-way Roadways and Rotary Traffic Islands
- ☛ Driving on Roadways Laned for Traffic
- ☛ Stop Signs and Yield Signs
- ☛ Duty of Driver on Approach of Emergency Vehicle
- ☛ Turning Movements and Required Signals
- ☛ Driving Vehicle at Safe Speed
- ☛ Maximum Speed Limits

Pursuit-related Crimes Code offenses were primarily comprised of Chapter 27 violations. Chapter 27 violation(s) consist of the following offenses: (Appendix A, Fig. 18).

- ☛ Simple Assault
- ☛ Aggravated Assault
- ☛ Recklessly Endangering Another Person

Cross Tabulation Analysis

This section analyzes pursuit factors in relation to one another, providing greater insight into the dynamics of police pursuits.

Apprehension - Type of Vehicle Pursued

Most fleeing vehicles are apprehended during police pursuits. Apprehension rates, consisting of 'during' and 'delayed' apprehensions for the different types of vehicles pursued are as follows: automobiles, 72.15%; motorcycles, 54.34%; vans/pick-ups/sport-utility vehicles 79.07%; other vehicles (example: all-terrain vehicles), 64.28%; and truck-tractor/semitrailers, 50.00% (Appendix B, Fig. 19).

Crash - Type of Vehicle Pursued

The majority of reported pursuits, 66.24%, did not involve collision. 65.59% of pursued automobiles, 74.46% of pursued motorcycles, and 63.88% of pursued vans/pick-ups/sport-utility vehicles were not involved in crashes (Appendix B, Fig. 20).

Reason Terminated - Type of Vehicle Pursued

26.88% of police pursuits were discontinued by the officer(s) involved. In analyzing the reasons why a pursuit was discontinued with respect to the type of vehicle pursued, it was discovered that the greatest percentage of discontinued pursuits, 50.00%, involved TT or TT/STLR (Appendix B, Fig. 21).

Reason Initiated - Apprehension

Pursuits initiated because of a DUI or suspected DUI operator have resulted in an arrest 82.91% of the time. Apprehension rates for pursuits initiated for felony criminal, misdemeanor criminal, traffic violations stolen or suspected stolen, and summary offenses ranged from 63.83% to 77.05% (Appendix B, Fig. 22).

Reason Initiated - Crash

This comparison examines the likelihood of pursuit-related crashes based upon the reason why a pursuit was initiated. A crash occurred in 33.86% of pursuits initiated for summary traffic offenses. The remaining 'reason initiated' categories had the following prevalence of collisions: summary criminal, 27.08%; misdemeanor criminal, 42.25%; DUI or suspected DUI 39.68%; stolen or suspected stolen, 53.41%; felony criminal, 44.35% (Appendix B, Fig. 23).

Conclusion

In recent years, few areas of police work have raised as much public concerns as police pursuits. The basic dilemma associated with high-speed police pursuit of fleeing individuals is deciding whether the benefits of potential apprehension outweigh the risks to police officers, the public, and the violator(s).

The detailed analysis in this report can be used to help identify both positive and negative factors influencing the outcome of vehicular pursuits, validate or refute the merits of pursuit policies and apprehension techniques, and to recognize training successes and deficiencies. It is intended that the statistics gathered will enable police departments throughout the Commonwealth to enhance the safety of their officers and the public they serve.


APPENDIX A

PURSUIT FACTOR ANALYSIS

State of Pennsylvania

REASON INITIATED	2007		2006	
	N	%	N	%
DUI or Suspected DUI Operator	234	12.12%	247	11.68%
Felony Criminal Offenses	289	14.97%	297	14.04%
Misdemeanor Criminal Offenses	122	6.32%	132	6.24%
Other Traffic Offenses	943	48.83%	1,008	47.66%
Stolen or Suspected Stolen Vehicle	296	15.33%	363	17.16%
Summary Criminal Offenses	47	2.43%	68	3.22%

Figure #1




Pursuit Report

State of Pennsylvania

APPREHENSION	2007		2006	
	N	%	N	%
Apprehended During Pursuit (Incl. on Foot)	1,211	62.71%	1,303	61.61%
Delayed - After Termination	176	9.11%	182	8.61%
None - Decision Made to Terminate	210	10.88%	226	10.69%
None - Stopped, but Escaped on Foot	119	6.16%	151	7.14%
None - Violator Successfully Eluded Police	215	11.13%	253	11.96%

Figure #2



Pursuit Report

State of Pennsylvania

REASON TERMINATED	2007		2006	
	N	%	N	%
Violator Abandoned Vehicle	213	11.03%	243	11.49%
Crash/Collision (All)	361	18.70%	379	17.92%
Discontinued	519	26.88%	570	26.95%
Other Police Action/Induced	113	5.85%	138	6.52%
Police Vehicle Disabled	8	.41%	9	.43%
Violator Vehicle Disabled	146	7.56%	174	8.23%
Voluntary Stop	571	29.57%	602	28.46%

Figure #3



Pursuit Report

State of Pennsylvania

CRASH TYPE	2007		2006	
	N	%	N	%
Pursuits Without Crashes	1,279	66.24%	1,418	67.04%
Pursuits With Crashes	652	33.76%	697	32.96%
Police/Tire Deflation Deployment Crash	1	0.12%	1	0.11%
Uninvolved/Tire Deflation Deployment Crash	2	0.24%	3	0.33%
Violator/Tire Deflation Deployment Crash	8	0.95%	9	1.00%
Violator Crash	453	53.74%	482	53.32%
Police Crash	41	4.86%	36	3.98%
Uninvolved Crash	16	1.90%	26	2.88%
Violator/Police Crash	70	8.30%	67	7.41%
Violator/Uninvolved Crashes	168	19.93%	185	20.47%
Violator/Police Deliberate Intent	31	3.68%	38	4.20%
Violator/Uninvolved Deliberate Intent	5	0.59%	9	1.00%
Police/Violator Legal Intervention	39	4.63%	42	4.65%
Uninvolved/Police Crash	9	1.07%	6	0.66%
Total Crashes: *	843		904	

Figure #4

* Multiple crashes may occur during a single pursuit.

Pursuit Report

State of Pennsylvania

ENDING APPREHENSION	2007		2006	
	N	%	N	%
None	595	30.81%	667	31.54%
Trailing Pursuit	1,132	58.62%	1,230	58.16%
Other Induced Stop	71	3.68%	58	2.74%
Rolling Roadblock	29	1.50%	33	1.56%
Legal Intervention	36	1.86%	43	2.03%
Partial Roadblock	27	1.40%	27	1.28%
Tire Deflation Device	21	1.09%	37	1.75%
Total Roadblock	5	.26%	3	.14%
Firearms	6	.31%	6	.28%
Air Support	9	.47%	11	.52%

Figure #5

Pursuit Report

State of Pennsylvania

VIOLATORS ARRESTED/PURSUIT	2007		2006	
	N	%	N	%
Zero Arrested	426	22.06%	501	23.69%
One Arrested	1,236	64.01%	1,313	62.08%
Two Arrested	209	10.82%	224	10.59%
Three Arrested	42	2.18%	63	2.98%
Four Arrested	14	.73%	11	.52%
Five Or More Arrested	4	.21%	3	.14%
Pursuits With Arrests :	1,505	77.95%	1,614	76.31%

Figure #6




Pursuit Report

State of Pennsylvania

TYPE OF POLICE VEHICLE	2007		2006	
	N	%	N	%
Marked And Unmarked	176	9.11%	184	8.70%
Marked	1,635	84.67%	1,816	85.86%
Unmarked	120	6.21%	115	5.44%

Figure #7




Pursuit Report

State of Pennsylvania

TYPE OF VEHICLE PURSUED	2007		2006	
	N	%	N	%
Automobile	1,235	63.96%	1,369	64.73%
Motorcycle	184	9.53%	165	7.80%
Other	56	2.90%	56	2.65%
TT or TT/STLR	2	.10%	2	.09%
Van/Pickup/SUV	454	23.51%	523	24.73%

Figure #8




Pursuit Report

State of Pennsylvania

NUMBER PURSUITS WITH INJURIES	2007		2006	
	N	%	N	%
Pursuits With Injuries	218	11.29%	218	10.31%
Pursuits Without Injuries	1,713	88.71%	1,897	89.69%
Violator Injuries	173	79.36%	160	73.39%
Police Injuries	35	16.06%	51	23.39%
Uninvolved Injuries	40	18.35%	44	20.18%

Figure #9




Pursuit Report

State of Pennsylvania

NUMBER OF PURSUITS WITH FATALITIES	2007		2006	
	N	%	N	%
Pursuits With Fatalities	13	.67%	12	.57%
Pursuits Without Fatalities	1,918	99.33%	2,103	99.43%
Violator Fatalities	13	100.00%	12	100.00%
Total Fatalities:	13	100.00%	12	100.00%

Figure #10



Pursuit Report

State of Pennsylvania

	2007	2006
PROPERTY DAMAGE TOTALS		
Violator Damage	\$1,433,854.00	\$1,182,407.00
Police Damage	\$408,890.00	\$313,188.00
Uninvolved Damage	\$810,753.00	\$764,860.00

Damage Rate Per Pursuit:

Violator Damage	\$742.54	\$559.06
Police Damage	\$211.75	\$148.08
Uninvolved Damage	\$419.86	\$361.64


Figure #11

Pursuit Report

State of Pennsylvania

	2007	2006
TYPES OF NONPURSUIT-RELATED OFFENSES	Pursuits	Pursuits
Crimes Code	888	937
Vehicle Code	1,463	1,580
Controlled Substance	371	486

Figure #12




Pursuit Report

State of Pennsylvania

	2007	2006
TYPES OF PURSUIT-RELATED OFFENSES	Offenses	Offenses
Crimes Code	1,196	1,178
Vehicle Code	7,211	7,701

Figure #13



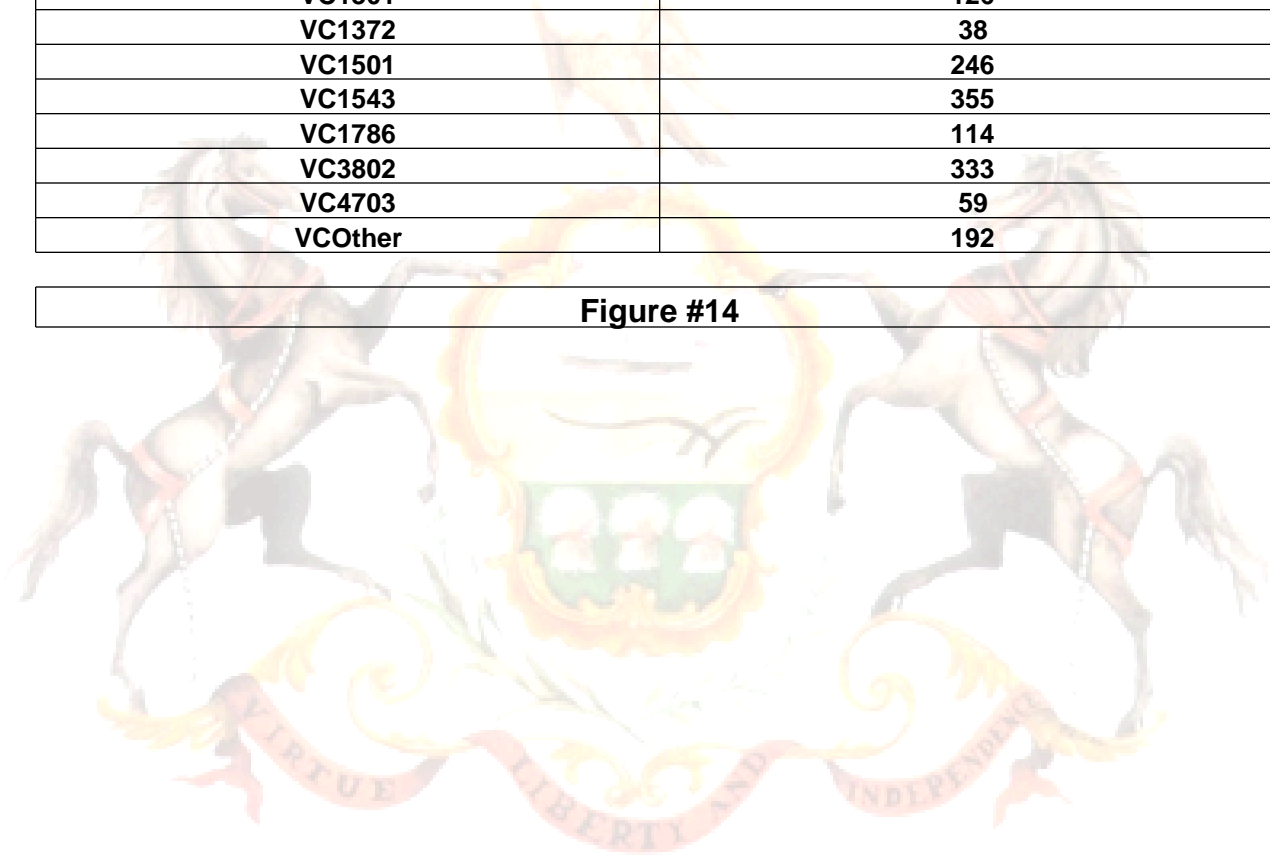
Pursuit Report

State of Pennsylvania

TYPES OF NONPURSUIT-RELATED VEHICLE CODE OFFENSES *

VC1301	126
VC1372	38
VC1501	246
VC1543	355
VC1786	114
VC3802	333
VC4703	59
VCOther	192

Figure #14



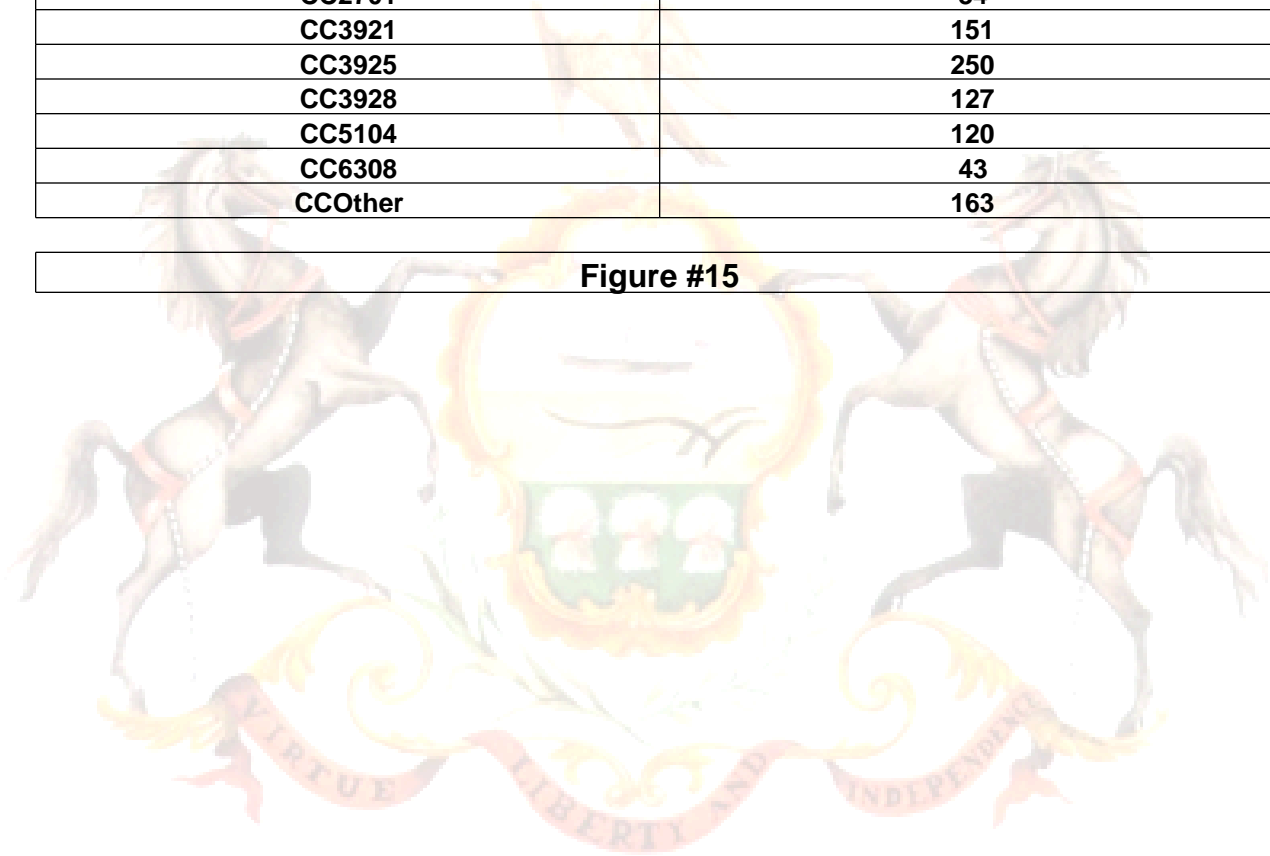
Pursuit Report

State of Pennsylvania

TYPES OF NONPURSUIT-RELATED CRIMES CODE OFFENSES*

CC2701	34
CC3921	151
CC3925	250
CC3928	127
CC5104	120
CC6308	43
CCOther	163

Figure #15




Pursuit Report

State of Pennsylvania

TYPES OF NONPURSUIT-RELATED CONTROLLED SUBSTANCE OFFENSES *

CS13(a)00	7
CS13(a)16	127
CS13(a)30	63
CS13(a)31	68
CS13(a)32	99
CSOther	7

Figure #16



Pursuit Report

State of Pennsylvania

TYPES OF PURSUIT-RELATED VEHICLE CODE OFFENSES*

VC3111	210
VC3112	479
VC3301	212
VC3306	90
VC3307	94
VC3308	101
VC3309	192
VC3323	727
VC3325	152
VC3334	319
VC3361	504
VC3362	335
VC3714	643
VC3717	57
VC3732	6
VC3733	1,481
VC3734	84
VC3735	2
VC3735.1	30
VC3736	997
VC3743	114
VC3745	134
VCOther	248

Figure #17

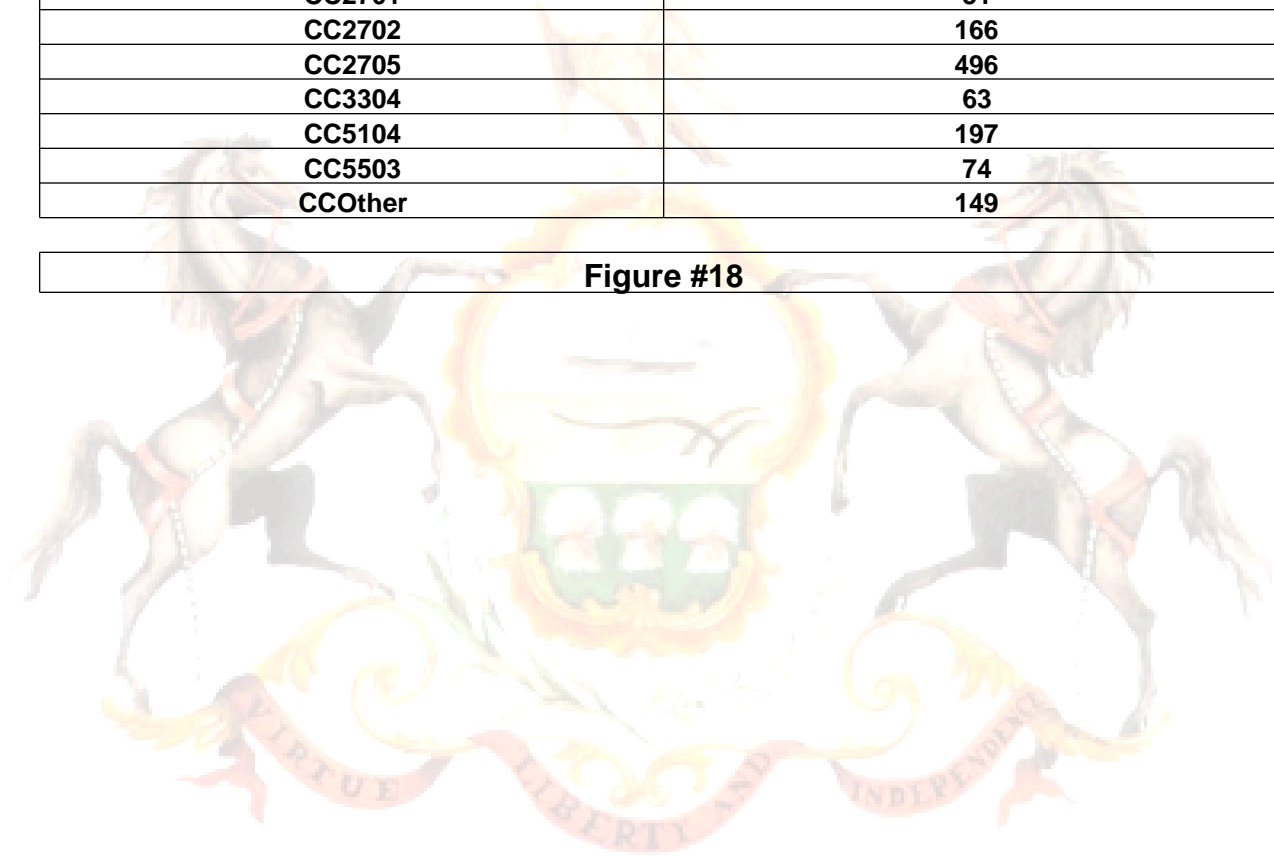
Pursuit Report

State of Pennsylvania

TYPES OF PURSUIT-RELATED CRIMES CODE OFFENSES*

CC2701	51
CC2702	166
CC2705	496
CC3304	63
CC5104	197
CC5503	74
CCOther	149

Figure #18



Pursuit Report

APPENDIX B

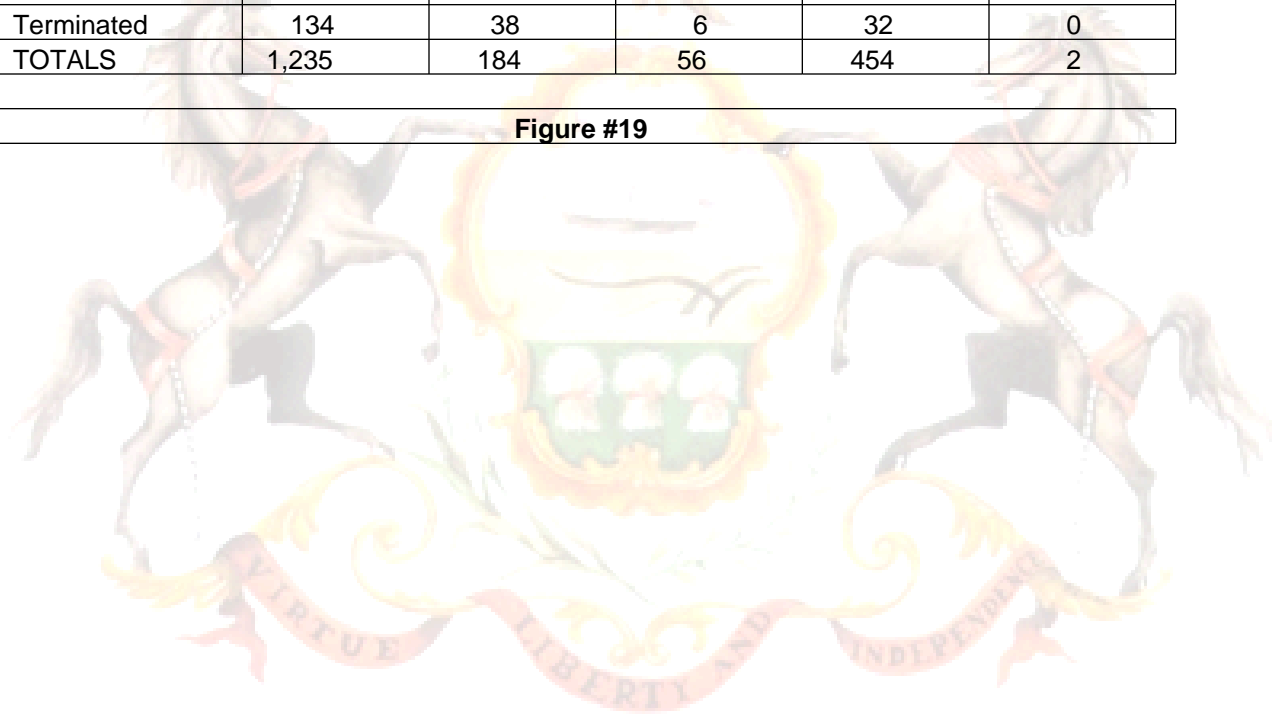
**CROSS TABULATION
ANALYSIS**

State of Pennsylvania

APPREHENSION - TYPE OF VEHICLE PURSUED

	AUTO	MC	OTHER	VAN-PU-SUV	TT/ST
Delayed	103	21	4	48	0
During	788	79	32	311	1
Escaped On Foot	82	5	2	30	0
Eluded	128	41	12	33	1
Terminated	134	38	6	32	0
TOTALS	1,235	184	56	454	2

Figure #19




Pursuit Report

State of Pennsylvania

CRASH - TYPE OF VEHICLE PURSUED

	AUTO	MC	OTHER	VAN-PU-SUV	TT/ST
None	810	137	40	290	2
Crashes	425	47	16	164	0
TOTALS	1,235	184	56	454	2

Figure #20



Pursuit Report

State of Pennsylvania

REASON TERMINATED - TYPE OF VEHICLE PURSUED

	AUTO	MC	OTHER	VAN-PU-SUV	TT/ST
Abandoned	147	7	3	56	0
Stopped by Collision	225	27	8	81	0
Discontinued	324	81	21	92	1
Induced Stop	72	11	1	29	0
Police Vehicle Disabled	4	1	0	3	0
Violator Vehicle Disabled	88	11	12	35	0
Stopped Voluntarily	364	41	11	154	1
Police Crash	11	5	0	4	0
TOTALS	1,235	184	56	454	2

Figure #21



Pursuit Report

State of Pennsylvania

REASON INITIATED - APPREHENSION

	Delayed	During	Escaped	Eluded	Terminated
DUI or Suspected DUI Operator	19	175	15	12	13
Felony Criminal Offenses	15	187	13	35	39
Misdemeanor Criminal Offenses	10	84	4	9	15
Other Traffic Offenses	106	563	58	112	104
Stolen or Suspected Stolen Vehicle	23	175	25	44	29
Summary Criminal Offenses	3	27	4	3	10
TOTALS	176	1,211	119	215	210

Figure #22



Pursuit Report

State of Pennsylvania

REASON INITIATED - CRASH

	No Crashes	Crashes
DUI or Suspected DUI Operator	152	100
Felony Criminal Offenses	187	149
Misdemeanor Criminal Offenses	82	60
Other Traffic Offenses	666	341
Stolen or Suspected Stolen Vehicle	157	180
Summary Criminal Offenses	35	13
TOTAL	1,279	843

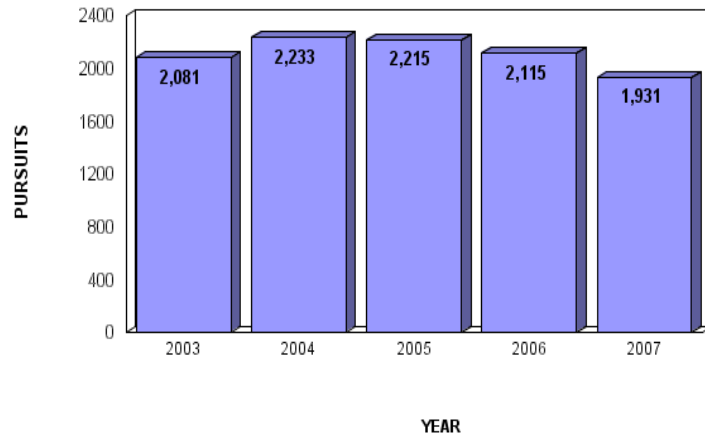
Figure #23

Pursuit Report

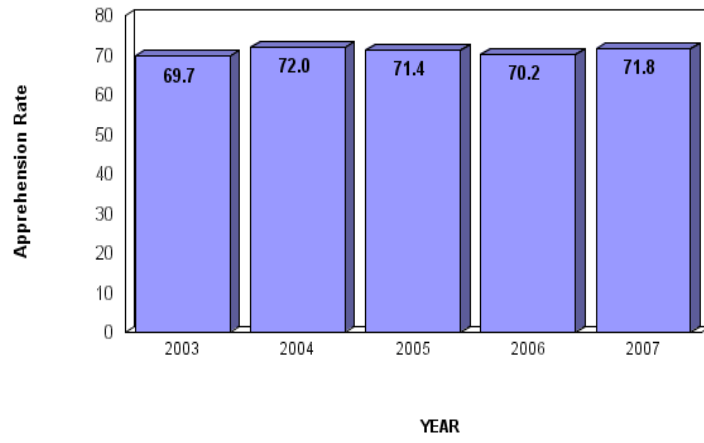
APPENDIX C

5 YEAR TREND ANALYSIS

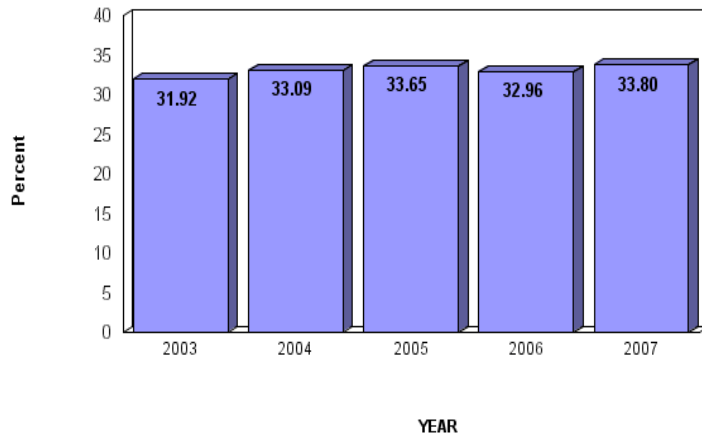
Trends Total Pursuits



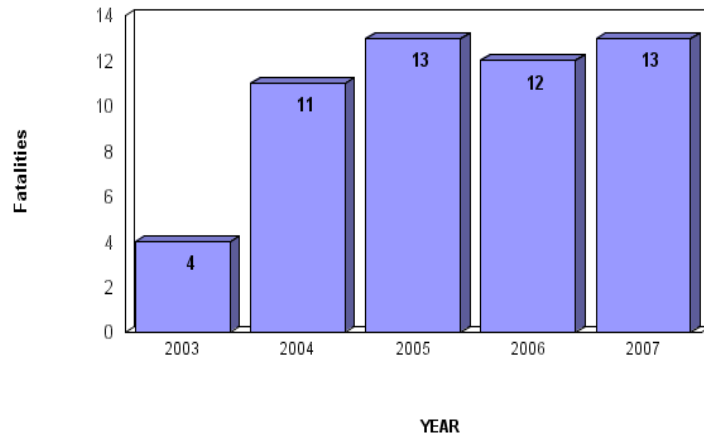
Trends Apprehension Rates



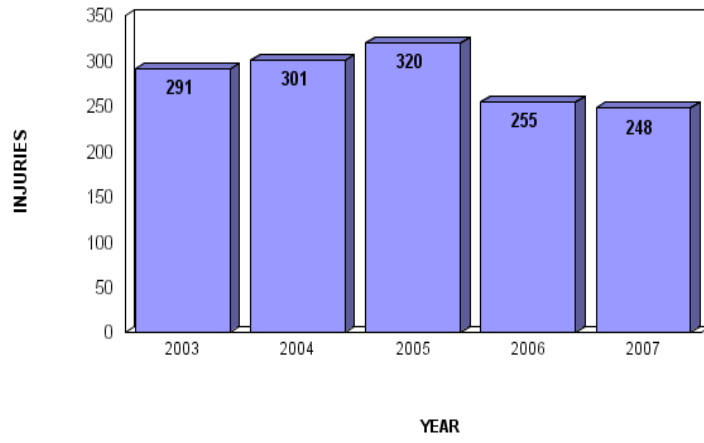
Trends Crash Rates



Trends Total Fatalities



Trends Total Injuries



APPENDIX D

DEFINITIONS

APPENDIX D DEFINITIONS

The following terms and definitions were utilized in the Pennsylvania Police Pursuit Report Annual Compilation and Analysis.

For the purpose of this report, these phrases will have the following meanings:

1. **REASONS INITIATED:** Offense or suspected offense for which the officer initially decided to pursue the vehicle.
 - A. **DUI OR SUSPECTED DUI** – The driver was known to be or suspected of driving under the influence.
 - B. **OTHER TRAFFIC** – Any other traffic violation.
 - C. **SUMMARY CRIMINAL** – Any known or suspected summary criminal offense.
 - D. **MISDEMEANOR CRIMINAL** – Any known or suspected misdemeanor offense.
 - E. **FELONY CRIMINAL** - Any known or suspected felony criminal offense, except those relating to the vehicle to be or suspected of being stolen.
 - F. **STOLEN OR SUSPECTED** – The vehicle is known to or suspected stolen.

2. **TYPE VEHICLE PURSUED:**
 - A. **AUTOMOBILE** – Passenger cars and minivans, regardless of the manner in which they are registered.
 - B. **VAN/PICK-UP/SUV** – Full size vans, all pick-up trucks, and sport utility vehicles, even though they may be registered as station wagons.
 - C. **MOTORCYCLE** – All two-wheeled motorcycles, mopeds, motor-driven pedalcycles.
 - D. **OTHER** – All other vehicles.

3. **APPREHENSION:**
 - A. **NONE – VIOLATOR SUCCESSFULLY ELUDED**

- B. **POLICE** – Self-explanatory.
- C. **NONE – DECISION MADE TO TERMINATE** – The pursuit was terminated due to a decision made by the pursuing officer(s) or by their supervisor(s), even though the officer(s) was able to continue the pursuit.
- D. **NONE – STOPPED, BUT ESCAPED ON FOOT** – The violator vehicle was stopped, but the violator escaped on foot.
- E. **APPREHENDED DURING PURSUIT** – The violator was apprehended during the pursuit. This includes during any foot pursuit or search as an immediate continuation of the original pursuit.
- F. **DELAYED – AFTER TERMINATION OF PURSUIT** – The violator is apprehended after the pursuit is terminated. This includes cases in which the violator is identified through investigation, or in cases when the violator is identified during the pursuit and the decision is made to terminate. The violator is then apprehended at a later time.

4. **REASON TERMINATED:**

- A. **PURSUIT DISCONTINUED** – Self-explanatory.
- B. **POLICE CRASH** – The pursuit was terminated because the pursuing police vehicle was involved in a crash.
- C. **POLICE VEHICLE DISABLED** – The pursuit was terminated because the pursuing police vehicle suffered a mechanical failure other than that caused by a crash.
- D. **VIOLATOR STOPPED VOLUNTARILY** – The violator stopped voluntarily, without the use of road spikes, roadblocks, induced stops or other apprehension techniques, and surrendered.
- E. **VIOLATOR ABANDONED VEHICLE** – The violator stopped voluntarily, then fled on foot.

- F. **VIOLATOR STOPPED CRASH** - The violator was involved in a crash which ended the pursuit.
- G. **VIOLATOR VEHICLE DISABLED** – The pursuit was terminated because the violator vehicle suffered mechanical failure other than that caused by a crash, or other police action.
- H. **STOPPED BY OTHER POLICE ACTION** – The violator was stopped by apprehension techniques other than trailing pursuit.

5. **CRASH TYPE:**

- A. **NO CRASH** – Self-explanatory.
- B. **VIOLATOR CRASH** – A crash involving only the violator vehicle.
- C. **POLICE CRASH** – A crash involving only a pursuing police vehicle.
- D. **UNINVOLVED CRASH** – A crash involving only a vehicle(s) not involved in the pursuit, and the crash is a result of the actions of either the violator or police vehicle(s).
- E. **VIOLATOR – POLICE CRASH** – A crash involving the violator and pursuing police vehicle(s).
- F. **VIOLATOR – UNINVOLVED CRASH** – A crash involving the violator vehicle and an occupied vehicle not involved in the pursuit.
- G. **UNINVOLVED – POLICE CRASH** – A crash involving an occupied vehicle not involved in the pursuit and a pursuing police vehicle.
- H. **VIOLATOR – POLICE DEL. INT. (Deliberate Intent)**- Violator vehicle was deliberately driven into a police vehicle.
- I. **VIOLATOR – UNINVOLVED DEL. INT. (Deliberate Intent)** – Violator vehicle was deliberately driven into an uninvolved vehicle.

- J. **POLICE – VIOLATOR LEGAL INT. (Legal Intervention)** – Police vehicle was deliberately driven into the violator vehicle as an act of legal intervention.
6. **APPREHENSION TECHNIQUES:**
- A. **TRAILING PURSUIT** – Following a violator in an attempt to stop it.
 - B. **ROAD SPIKES/TIRE DEFLATION DEVICE** – Road Fangs, Spike Strips, Stop Sticks, or other devices used to deflate the tires of a pursued vehicle.
 - C. **PARTIAL ROADBLOCK** – A roadblock intended to stop or slow the pursued vehicle while allowing the vehicle to pass through or around the roadblock.
 - D. **TOTAL ROADBLOCK** – A roadblock which completely blocks the pursued vehicle's path, preventing the vehicle from passing through or around the roadblock without striking the roadblock.
 - E. **ROLLING ROADBLOCK** - One or more police vehicles being driven in front of, and in the same direction as, the pursued vehicle. The police vehicles are then slowed to force the pursued vehicle to stop.
 - F. **OTHER INDUCED STOP** – One or more police vehicles being used to force the pursued vehicle to stop. For the purpose of this report, in an induced stop, there is no attempt to make contact with the pursued vehicle.
 - G. **LEGAL INTERVENTION** – For the purpose of this report, deliberately driving a police vehicle into the violator vehicle in an attempt to stop the vehicle.
 - H. **FIREARMS** – Firearms or long guns discharged at the pursued vehicle or driver.
 - I. **AIR SUPPORT** – Assistance in pursuit is provided by any type of aircraft.
7. **NONPURSUIT-RELATED CHARGES:** Charges filed against the operator and occupants of the pursued vehicle which are not a result of their conduct during the pursuit.

8. **CC:** Pennsylvania Crimes Code (Title 18)
9. **CS:** The Controlled Substance, Drug, Device, and Cosmetic Act (Act 64)
10. **FW:** Fireworks Law
11. **GM:** Game Law
12. **LL:** Liquor Law
13. **VC:** Pennsylvania Vehicle Code (Title 75)
14. **PURSUIT-RELATED CHARGES:** Charges relating to the violator's operation of the pursued vehicle during the pursuit.
15. **OTHER PURSUIT-RELATED CHARGES:** Additional charges relating to the violator's operation of the pursued vehicle during the pursuit.
16. **HIGHWAY:** Type of highway on which the pursuit started, traveled on during the pursuit, and on which the pursuit ended.
17. **MARKED VEHICLES DIRECTLY INVOLVED:** The total number of marked police vehicles directly involved in the pursuit.
18. **UNMARKED VEHICLES DIRECTLY INVOLVED:** The total number of unmarked police vehicles directly involved in the pursuit.
19. **INJURIES:**
 - A. **VIOLATOR** – Total number of persons in the violator vehicle who received nonfatal injuries resulting from vehicular operation during the pursuit.
 - B. **POLICE** – Total number of persons in police vehicle(s) who received nonfatal injuries resulting from vehicular operation during the pursuit.

- C. **UNINVOLVED** – Total number of uninvolved persons who received nonfatal injuries resulting from vehicular operation during the pursuit.
20. **FATALITY:** The person died as a result of injuries sustained in the pursuit collision.
- A. **VIOLATOR** – Total number of persons in the violator vehicle(s) who died as a direct result of vehicular operation during the pursuit.
 - B. **POLICE** – Total number of persons in the police vehicle(s) who died as a result of vehicular operation during the pursuit.
 - C. **UNINVOLVED** – Total number of uninvolved persons who died as a direct result of vehicular operation during the pursuit.
21. **PROPERTY DAMAGE:** Estimated amount of property damage, in hundreds, to violator vehicle(s), police vehicle(s), and uninvolved property resulting from the pursuit.
22. **PERSONS IN PURSUED VEHICLE ARRESTED** – Self-explanatory.

23. RELATED CRIMES CODE VIOLATIONS:

CC09:		4105	Bad Checks
	0901		Criminal Attempt
	0903	CC43:	4303 Concealing Death of Child
	0907		4304 Endangering Welfare of Children
			Crime
	0908	CC49:	
			4904 Unsworn Falsification to Authorities
			4906 False Reports to Law Enforcement Authorities
CC25:			
	2501		Criminal Homicide
	2502		Murder
	2504		Involuntary Manslaughter
CC27:		CC51:	
	2701		5104 Resisting Arrest or Other Law Enforcement
	2702		5105 Hindering Apprehension or Prosecution
	2705		5121 Escape
			5126 Flight to Avoid Apprehension, Trial or Punishment
	2706		Terroristic Threats
	2709		Harassment and Stalking
CC29:		CC55:	
	2901		5503 Disorderly Conduct
	2902		5505 Public Drunkenness and Similar Misconduct
CC33:		CC61:	
	3302		6103 Crimes Committed with Firearms
			6106 Firearms not to be Carried Without a License
	3303		Failure to Prevent Catastrophe
	3304		Criminal Mischief
	3309		Agricultural Vandalism
CC35:		CC63:	
	3502		6308: Purchase, Consumption, Possession or Transportation of Liquor or Malt or Brewed Beverages.
	3503		Criminal Trespass
CC37:			
	3701		Robbery
	3702		Robbery of Motor Vehicle
CC39:			
	3921		Theft by Unlawful Taking or Disposition
	3925		Receiving Stolen Property
	3926		Theft of Services
	3928		Unauthorized Use of Automobiles and Other Vehicles
	3929		Retail Theft
CC41:			
	4101		Forgery

24. CONTROLLED SUBSTANCE VIOLATIONS:

CS13(a):

- 13(a)16 Possession of a Controlled Substance
- 13(a)30 Possession with Intent to Deliver or manufacture of a Controlled Substance
- 13(a)31 Possession of a Small Amount of Marijuana
- 13(a)32 Possession of Paraphernalia

25. VEHICLE CODE VIOLATIONS:

VC13:

- 1301 Registration and Certificate of Title Required
- 1311 Registration Card to be Signed and Exhibited on Demand
- 1332 Display of Registration Plate
- 1371 Operation Following Suspension of Registration
- 1372 Unauthorized Transfer or Use of Registration

VC15:

- 1501 Drivers Required to be Licensed
- 1503 Persons Ineligible for Licensing; License Issuance to Minors; Junior Driver's License.
- 1504 Classes of Licenses
- 1505 Learners' Permits
- 1511 Carrying and Exhibiting Driver's License on Demand
- 1543 Driving While Operating Privilege is Suspended or Revoked
- 1575 Permitting Violation of Title

VC17:

- 1786 Required Financial Responsibility

VC31:

- 3102 Obedience to Authorized Persons Directing Traffic
- 3111 Obedience to Traffic-Control Devices
- 3112 Traffic-Control Signals
- 3114 Flashing Signals

VC33:

- 3301 Driving on Right Side of Roadway
- 3302 Meeting Vehicle Proceeding in Opposite Direction
- 3303 Overtaking Vehicle on the Left
- 3304 Overtaking Vehicle on the Right
- 3305 Limitations on Overtaking on the Left
- 3306 Limitations on Driving on Left Side of Roadway
- 3307 No-Passing Zones
- 3308 One-Way Roadways and Rotary Traffic Islands
- 3309 Driving on Roadways Laned for Traffic
- 3310 Following Too Closely
- 3311 Driving on Divided Highways
- 3312 Limited Access Highway Entrances and Exits
- 3322 Vehicle Turning Left
- 3323 Stop Signs and Yield Signs
- 3324 Vehicle Entering or Crossing Roadway
- 3325 Duty of Driver on Approach of Emergency Vehicle
- 3331 Required Position and Method of Turning
- 3334 Turning Movements and Required Signals
- 3361 Driving Vehicle at Safe Speed
- 3362 Maximum Speed Limits
- 3367 Racing on Highways

VC35:

- 3523 Operating Motorcycles on Roadways Laned for Traffic
- 3525 Protective Equipment for Motorcycle Riders
- 3546 Driving Through or Around Safety Zone

VC37:

- 3701 Unattended Motor Vehicle
- 3702 Limitations on Backing
- 3703 Driving Upon Sidewalk
- 3714 Careless Driving
- 3717 Trespass by Motor Vehicle
- 3732 Homicide by Vehicle
- 3733 Fleeing or Attempting to Elude Police Officer
- 3734 Driving without Lights to Avoid Identification or Arrest
- 3735 Homicide by Vehicle While DUI
- 3743 Accidents Involving Damage to Attended Vehicle or Property
- 3745 Accidents Involving Damage to Unattended Vehicle or Property

VC38:

- 3802 Driving Under Influence of Alcohol or Controlled Substance

VC41:

- 4107 Unlawful Activities

VC47:

- 4703 Operation of Vehicle Without Official Certificate of Inspection
- 4730 Violations of Use of Certificate of Inspection

VC71:

- 7122 Altered, Forged or Counterfeit Documents and Plates
- 7124 Fraudulent Use or Removal of Registration Plate

VC77:

- 7721 Operation on Streets and Highways